

Luminaire Photograph



Light Output Ratio:	82.1%	
Luminaire Power:	11.1 W	
SHR Nominal:	0.50	Calculated using the TM5
SHR Maximum:	0.65	fine grid method.

C Range: 0 - 360DEG
C Interval: 30.0DEG
Test Speed: HIGH
Temperature: 25.3 °C
Operators: DAMIN
Test Date: 2023-8-1

Range: 0 - 180DEG
Interval: 1.0DEG
Test System: EVERFINE GO-SPEX500_V1 SYSTEM V2.00.461
Humidity: 65.0%
Test Distance: 3.160m [K=1.0000]
Remarks: LAMP: CMA1306-0000-000N0U0A30G Ra:90
LENS: PM-1084B 36R
DRIVER: 9290 028 088 250mA
30minutes warm-up

LUMINOUS INTENSITY DISTRIBUTION DIAGRAM

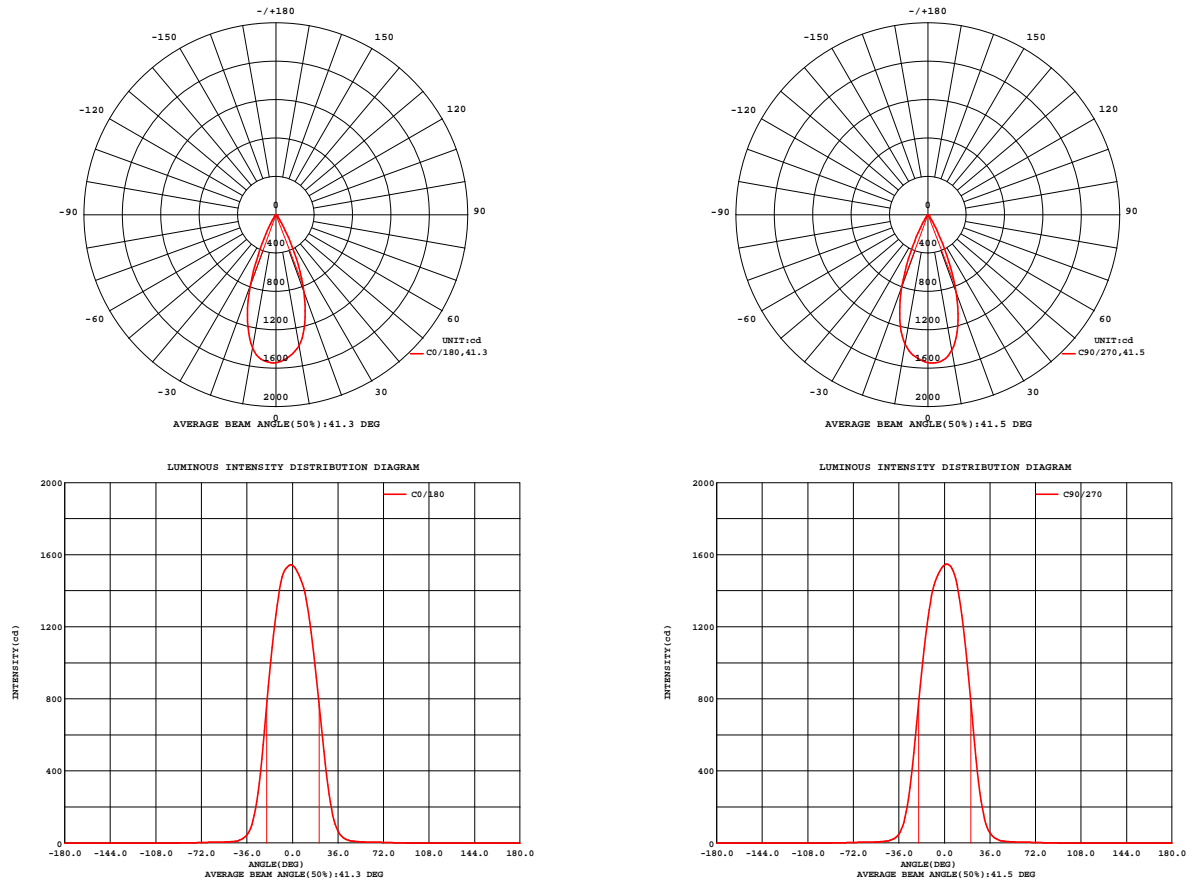


Fig. C0/C180

Fig. C90/C270

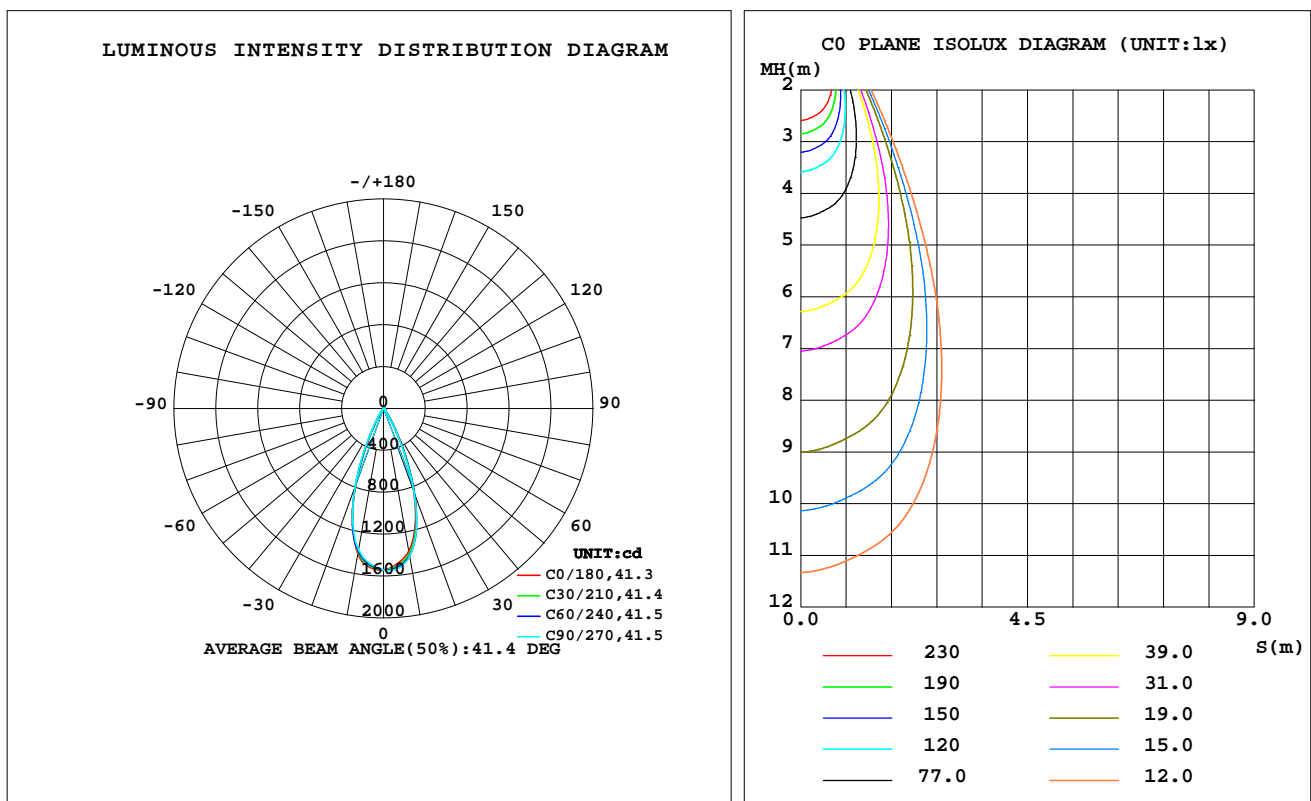
C Range: 0 - 360DEG
C Interval: 30.0DEG
Test Speed: HIGH
Temperature: 25.3 °C
Operators: DAMIN
Test Date: 2023-8-1

Range: 0 - 180DEG
Interval: 1.0DEG
Test System: EVERFINE GO-SPEX500_V1 SYSTEM V2.00.461
Humidity: 65.0%
Test Distance: 3.160m [K=1.0000]
Remarks: LAMP: CMA1306-0000-000N0U0A30G Ra:90
LENS: PM-1084B 36R
DRIVER: 9290 028 088 250mA
30minutes warm-up

LUMINAIRE PHOTOMETRIC TEST REPORT

Test:U:220.13V I:0.0522A P:11.098W PF:0.9636 Freq:49.99Hz Lamp Flux:896.707x1 lm		
NAME: 2218.511-ACOT-97	TYPE:	WEIGHT:
SPEC.: 3000K	DIM.:	SERIAL No.: 2308010966
MFR.: RISE	SUR.: 0.001589625m2	Shielding Angle:

DATA OF LAMP		PHOTOMETRIC DATA Eff: 66.35 lm/W			
MODEL	CREE	I _{max} (cd)	1547	S/MH(C0/180)	0.62
NOMINAL POWER(W)	11	LOR(%)	82.1	S/MH(C90/270)	0.63
RATED VOLTAGE(V)	220	TOTAL FLUX(lm)	736.37	UP,DN(C0-180)	0.0,42.1
NOMINAL FLUX(lm)	896.707	CIE CLASS	DIRECT	UP,DN(C180-360)	0.0,40.1
LAMPS INSIDE	1	up(%)	0.0	CIBSE SHR NOM	0.50
TEST VOLTAGE(V)	220	down(%)	82.1	CIBSE SHR MAX	0.65



C Range: 0 - 360DEG
C Interval: 30.0DEG
Test Speed: HIGH
Temperature:25.3℃
Operators:DAMIN
Test Date:2023-8-1

Range: 0 - 180DEG
Interval: 1.0DEG
Test System:EVERFINE GO-SPEX500_V1 SYSTEM V2.00.461
Humidity:65.0%
Test Distance:3.160m [K=1.0000]
Remarks: LAMP:CMA1306-0000-000N0U0A30G Ra:90
LENS: PM-1084B 36R
DRIVER: 9290 028 088 250mA
30minutes warm-up

ZONAL FLUX DIAGRAM

ZONAL FLUX DIAGRAM:

	C0	C45	C90	C135	C180	C225	C270	C315		zone	total	%lum,lamp
10	1387	1419	1435	1417	1408	1391	1372	1370	0- 10	140.6	140.6	19.1,15.7
20	851.3	865.6	861.0	809.3	788.1	786.0	799.4	836.8	10- 20	316.6	457.2	62.1,51
30	226.0	218.0	196.2	163.4	154.5	150.5	172.6	215.7	20- 30	208.4	665.6	90.4,74.2
40	31.20	31.02	28.36	23.93	21.26	20.90	23.04	28.08	30- 40	48.53	714.2	97,79.6
50	8.349	8.430	7.700	6.964	6.655	6.808	7.204	7.808	40- 50	10.25	724.4	98.4,80.8
60	4.857	4.962	4.688	4.392	4.304	4.410	4.515	4.683	50- 60	5.092	729.5	99.1,81.4
70	3.639	3.599	3.231	3.068	2.994	3.094	3.281	3.491	60- 70	3.963	733.5	99.6,81.8
80	1.617	1.539	1.194	1.017	0.9403	1.016	1.232	1.486	70- 80	2.428	735.9	99.9,82.1
90	0	0	0	0	0	0	0	0	80- 90	0.4521	736.4	100,82.1
100	0	0	0	0	0	0	0	0	90-100	0	736.4	100,82.1
110	0	0	0	0	0	0	0	0	100-110	0	736.4	100,82.1
120	0	0	0	0	0	0	0	0	110-120	0	736.4	100,82.1
130	0	0	0	0	0	0	0	0	120-130	0	736.4	100,82.1
140	0	0	0	0	0	0	0	0	130-140	0	736.4	100,82.1
150	0	0	0	0	0	0	0	0	140-150	0	736.4	100,82.1
160	0	0	0	0	0	0	0	0	150-160	0	736.4	100,82.1
170	0	0	0	0	0	0	0	0	160-170	0	736.4	100,82.1
180	0	0	0	0	0	0	0	0	170-180	0	736.4	100,82.1
DEG	LUMINOUS INTENSITY:cd									UNIT:lm		

C Range: 0 - 360DEG
 C Interval: 30.0DEG
 Test Speed: HIGH
 Temperature:25.3℃
 Operators:DAMIN
 Test Date:2023-8-1

Range: 0 - 180DEG
 Interval: 1.0DEG
 Test System:EVERFINE GO-SPEX500_V1 SYSTEM V2.00.461
 Humidity:65.0%
 Test Distance:3.160m [K=1.0000]
 Remarks: LAMP:CMA1306-0000-000N0U0A30G Ra:90
 LENS: PM-1084B 36R
 DRIVER: 9290 028 088 250mA
 30minutes warm-up

LUMINANCE LIMITATION CURVES

Test:U:220.13V I:0.0522A P:11.098W PF:0.9636 Freq:49.99Hz
Lamp Flux:896.707x1 lm

NAME: 2218.511-ACOT-97

TYPE:

WEIGHT:

SPEC.: 3000K

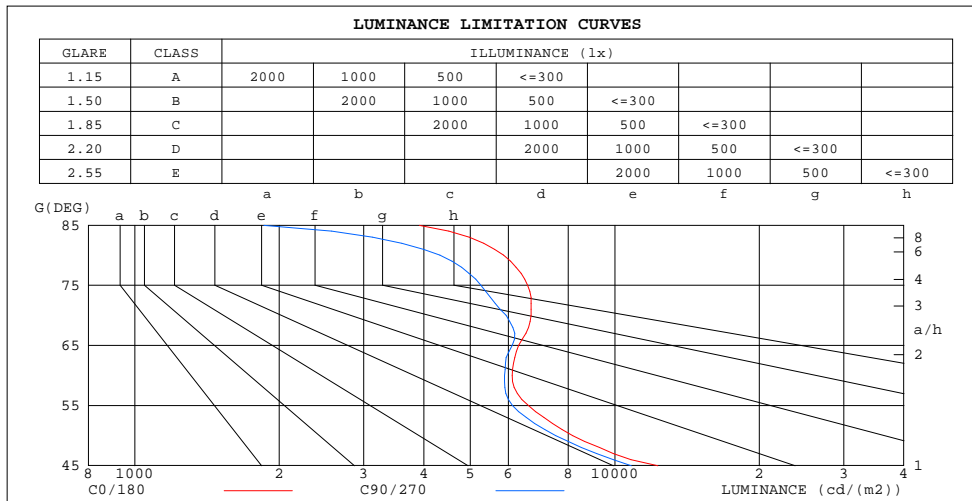
DIM.:

SERIAL No.: 2308010966

MFR.: RISE

SUR.: 0.001589625m2

Shielding Angle:



LUMINANCE cd/(m2)		
G(180)	C0/180	C90/270
85	3918	1857
80	5861	4322
75	6577	5259
70	6695	5940
65	6306	6109
60	6113	5895
55	6611	6120
50	8173	7531
45	12288	10824

C Range: 0 - 360DEG
C Interval: 30.0DEG
Test Speed: HIGH
Temperature:25.3℃
Operators:DAMIN
Test Date:2023-8-1

Range: 0 - 180DEG
Interval: 1.0DEG
Test System:EVERFINE GO-SPEX500_V1 SYSTEM V2.00.461
Humidity:65.0%
Test Distance:3.160m [K=1.0000]
Remarks: LAMP:CMA1306-0000-000N0U0A30G Ra:90
LENS: PM-1084B 36R
DRIVER: 9290 028 088 250mA
30minutes warm-up

CU AND LUMINAIRE BUDGETARY ESTIMATE DIAGRAM

Test:U:220.13V I:0.0522A P:11.098W PF:0.9636 Freq:49.99Hz
Lamp Flux:896.707x1 lm

NAME: 2218.511-ACOT-97

TYPE:

WEIGHT:

SPEC.: 3000K

DIM.:

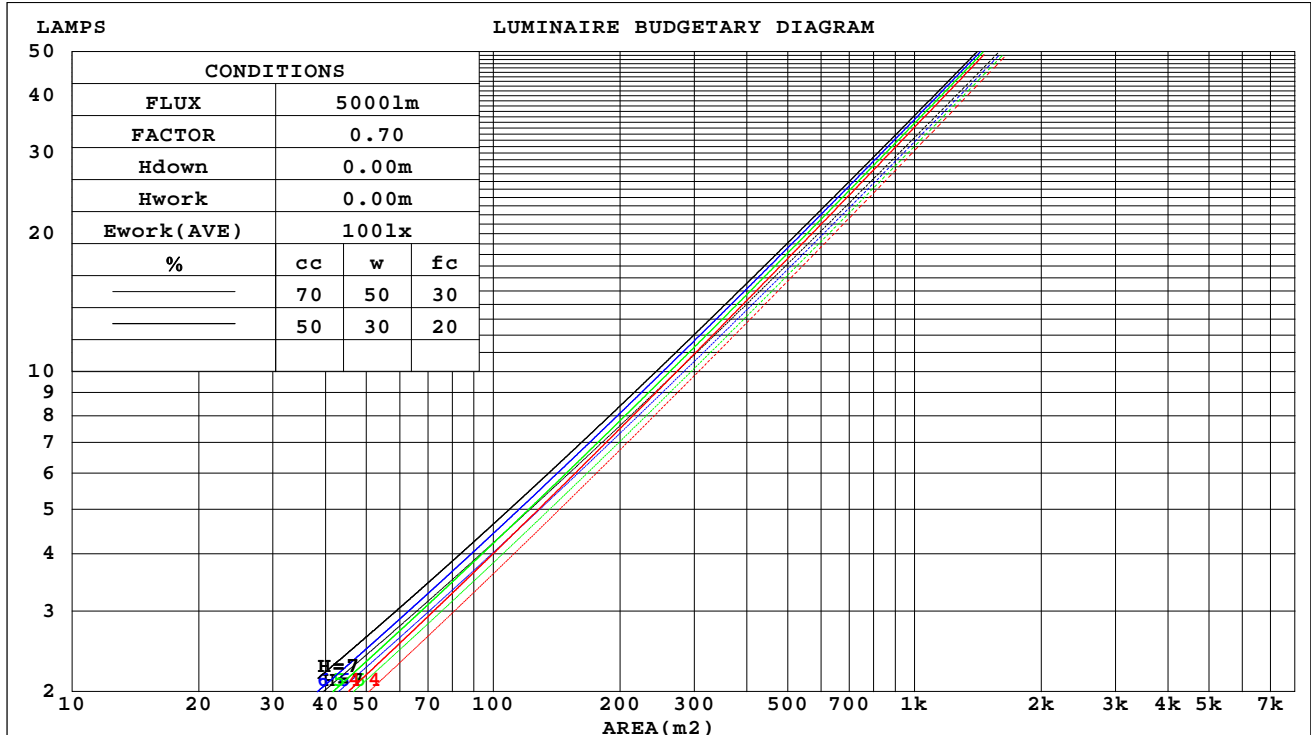
SERIAL No.: 2308010966

MFR.: RISE

SUR.: 0.001589625m2

Shielding Angle:

cc	80%			70%			50%			30%			10%			0
w	50%	30%	10%	50%	30%	10%	50%	30%	10%	50%	30%	10%	50%	30%	10%	0
fc	20%			20%			20%			20%			20%			0
RCR	RCR:Room Cavity Ratio															



C Range: 0 - 360DEG
C Interval: 30.0DEG
Test Speed: HIGH
Temperature:25.3℃
Operators:DAMIN
Test Date:2023-8-1

Range: 0 - 180DEG
Interval: 1.0DEG
Test System:EVERFINE GO-SPEX500_V1 SYSTEM V2.00.461
Humidity:65.0%
Test Distance:3.160m [K=1.0000]
Remarks: LAMP:CMA1306-0000-000N0U0A30G Ra:90
LENS: PM-1084B 36R
DRIVER: 9290 028 088 250mA
30minutes warm-up

WEC AND CCEC

Test:U:220.13V I:0.0522A P:11.098W PF:0.9636 Freq:49.99Hz Lamp Flux:896.707x1 lm		
NAME: 2218.511-ACOT-97	TYPE:	WEIGHT:
SPEC.: 3000K	DIM.:	SERIAL No.: 2308010966
MFR.: RISE	SUR.: 0.001589625m2	Shielding Angle:

cc	80%			70%			50%			30%			10%			0
w	50%	30%	10%	50%	30%	10%	50%	30%	10%	50%	30%	10%	50%	30%	10%	0
fc	20%			20%			20%			20%			20%			0
RCR	RCR:Room Cavity Ratio						Wall Exitance Coefficients(WEC)									
0.0																
1.0	.129	.073	.023	.124	.070	.022	.113	.065	.021	.104	.060	.019	.095	.055	.018	
2.0	.121	.066	.020	.117	.064	.020	.108	.060	.019	.100	.056	.018	.093	.053	.017	
3.0	.114	.061	.018	.110	.059	.018	.103	.056	.017	.096	.053	.016	.090	.050	.015	
4.0	.108	.056	.016	.104	.055	.016	.098	.052	.016	.092	.050	.015	.087	.047	.014	
5.0	.102	.052	.015	.099	.051	.015	.094	.049	.014	.089	.047	.014	.084	.045	.014	
6.0	.097	.049	.014	.095	.048	.014	.090	.046	.013	.086	.044	.013	.082	.043	.013	
7.0	.092	.046	.013	.090	.045	.013	.086	.044	.013	.083	.042	.012	.079	.041	.012	
8.0	.088	.043	.012	.087	.043	.012	.083	.041	.012	.080	.040	.012	.076	.039	.011	
9.0	.085	.041	.011	.083	.040	.011	.080	.040	.011	.077	.039	.011	.074	.038	.011	
10.0	.081	.039	.011	.080	.039	.011	.077	.038	.011	.074	.037	.010	.072	.036	.010	

cc	80%			70%			50%			30%			10%			0	
w	50%	30%	10%	50%	30%	10%	50%	30%	10%	50%	30%	10%	50%	30%	10%	0	
fc	20%			20%			20%			20%			20%			0	
RCR	RCR:Room Cavity Ratio						Ceiling Cavity Exitance Coefficients(CCEC)										
0.0	.156	.156	.156	.134	.134	.134	.091	.091	.091	.052	.052	.052	.017	.017	.017		
1.0	.139	.129	.120	.119	.111	.103	.082	.076	.072	.047	.044	.042	.015	.014	.013		
2.0	.126	.109	.095	.108	.094	.082	.074	.065	.057	.043	.038	.034	.014	.012	.011		
3.0	.114	.093	.076	.098	.080	.066	.067	.056	.046	.039	.033	.027	.012	.011	.009		
4.0	.105	.081	.062	.090	.070	.054	.062	.049	.038	.036	.028	.023	.012	.009	.007		
5.0	.097	.071	.052	.083	.061	.045	.057	.043	.032	.033	.025	.019	.011	.008	.006		
6.0	.090	.063	.043	.078	.055	.038	.054	.038	.027	.031	.022	.016	.010	.007	.005		
7.0	.084	.057	.037	.073	.049	.032	.050	.034	.023	.029	.020	.014	.009	.007	.004		
8.0	.079	.051	.032	.068	.044	.028	.047	.031	.020	.028	.018	.012	.009	.006	.004		
9.0	.075	.047	.028	.065	.041	.024	.045	.029	.017	.026	.017	.010	.008	.006	.003		
10.0	.071	.043	.024	.061	.037	.021	.043	.026	.015	.025	.016	.009	.008	.005	.003		

C Range: 0 - 360DEG
C Interval: 30.0DEG
Test Speed: HIGH
Temperature:25.3℃
Operators:DAMIN
Test Date:2023-8-1

Range: 0 - 180DEG
Interval: 1.0DEG
Test System:EVERFINE GO-SPEX500_V1 SYSTEM V2.00.461
Humidity:65.0%
Test Distance:3.160m [K=1.0000]
Remarks: LAMP:CMA1306-0000-000N0U0A30G Ra:90
LENS: PM-1084B 36R
DRIVER: 9290 028 088 250mA
30minutes warm-up

UGR(Unified Glare Rating) Table

Test:U:220.13V I:0.0522A P:11.098W PF:0.9636 Freq:49.99Hz Lamp Flux:896.707x1 lm										
NAME: 2218.511-ACOT-97					TYPE:			WEIGHT:		
SPEC.: 3000K					DIM.:			SERIAL No.: 2308010966		
MFR.: RISE					SUR.: 0.001589625m2			Shielding Angle:		
ceiling/cavity	0.7	0.7	0.5	0.5	0.3	0.7	0.7	0.5	0.5	0.3
walls	0.5	0.3	0.5	0.3	0.3	0.5	0.3	0.5	0.3	0.3
working plane	0.2	0.2	0.2	0.2	0.2	0.2	0.2	0.2	0.2	0.2
Room dimensions	Viewed crosswise					Viewed endwise				
x = 2H y = 2H	15.7	16.5	15.9	16.6	16.8	15.0	15.7	15.2	15.9	16.1
3H	15.9	16.7	16.2	16.8	17.0	15.2	16.0	15.5	16.2	16.3
4H	16.1	16.8	16.4	17.0	17.2	15.4	16.1	15.6	16.3	16.5
6H	16.2	16.9	16.5	17.1	17.3	15.5	16.1	15.7	16.3	16.6
8H	16.3	16.9	16.6	17.1	17.4	15.5	16.1	15.8	16.3	16.6
12H	16.2	16.8	16.6	17.1	17.4	15.4	16.0	15.7	16.3	16.6
4H 2H	15.6	16.3	15.9	16.5	16.7	14.9	15.6	15.2	15.8	16.0
3H	16.0	16.6	16.3	16.9	17.1	15.4	16.0	15.7	16.2	16.5
4H	16.3	16.8	16.6	17.1	17.4	15.6	16.2	16.0	16.5	16.8
6H	16.5	17.0	16.9	17.3	17.7	15.8	16.3	16.2	16.6	16.9
8H	16.6	17.0	17.0	17.4	17.7	15.8	16.3	16.2	16.6	17.0
12H	16.6	17.0	17.0	17.4	17.8	15.8	16.2	16.2	16.6	17.0
8H 4H	16.3	16.8	16.7	17.1	17.5	15.7	16.1	16.1	16.5	16.9
6H	16.6	17.0	17.1	17.4	17.8	15.9	16.3	16.4	16.7	17.1
8H	16.7	17.1	17.2	17.5	17.9	16.0	16.3	16.4	16.7	17.2
12H	16.8	17.1	17.2	17.5	18.0	16.0	16.3	16.5	16.7	17.2
12H 4H	16.3	16.7	16.7	17.1	17.5	15.7	16.1	16.1	16.5	16.8
6H	16.6	16.9	17.1	17.4	17.8	15.9	16.3	16.4	16.7	17.1
8H	16.7	17.0	17.2	17.5	17.9	16.0	16.3	16.5	16.7	17.2
Variations with the observer position at spacings(CIE Pub.117):										
S = 1.0H	+ 1.8 / - 1.5					+ 1.5 / - 1.5				
1.5H	+ 3.4 / - 1.4					+ 3.1 / - 1.5				
2.0H	+ 1.0 / - 0.5					+ 0.9 / - 0.5				

CIE Pub.117, 896.7 lm Total Lamp Luminous Flux Correct (8log(F/F0) = -0.4)
Area: 0.00158963 m2

C Range: 0 - 360DEG
C Interval: 30.0DEG
Test Speed: HIGH
Temperature:25.3℃
Operators:DAMIN
Test Date:2023-8-1

Range: 0 - 180DEG
Interval: 1.0DEG
Test System:EVERFINE GO-SPEX500_V1 SYSTEM V2.00.461
Humidity:65.0%
Test Distance:3.160m [K=1.0000]
Remarks: LAMP:CMA1306-0000-000N0U0A30G Ra:90
LENS: PM-1084B 36R
DRIVER: 9290 028 088 250mA
30minutes warm-up

UTILIZATION FACTORS TABLE

Test:U:220.13V I:0.0522A P:11.098W PF:0.9636 Freq:49.99Hz Lamp Flux:896.707x1 lm		
NAME: 2218.511-ACOT-97	TYPE:	WEIGHT:
SPEC.: 3000K	DIM.:	SERIAL No.: 2308010966
MFR.: RISE	SUR.: 0.001589625m2	Shielding Angle:

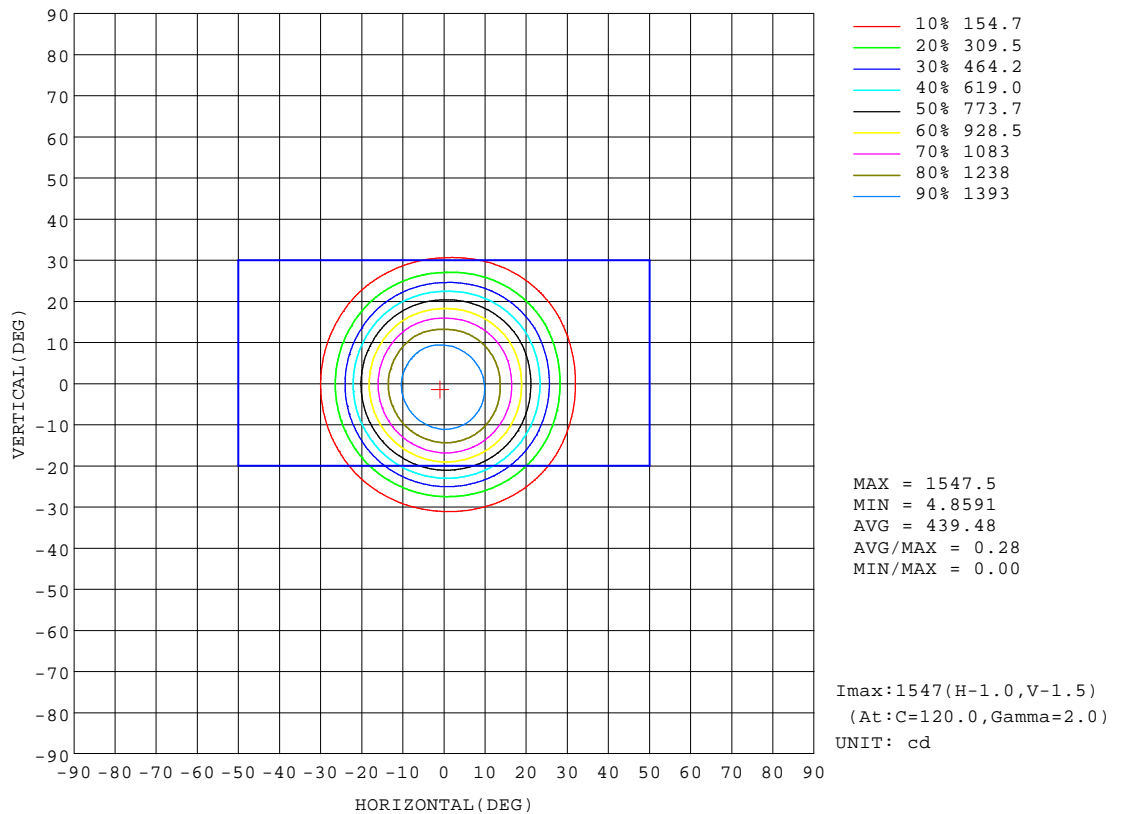
REFLECTANCE										
Ceiling	0.8	0.8	0.8	0.7	0.7	0.7	0.5	0.5	0.5	0
Walls	0.7	0.5	0.3	0.7	0.5	0.3	0.7	0.5	0.3	0
Working plane	0.2	0.2	0.2	0.2	0.2	0.2	0.2	0.2	0.2	0
ROOM INDEX	UTILIZATION FACTORS(PERCENT) $k(RI) \times RCR = 5$									
k = 0.60	74	69	66	73	69	66	73	68	66	63
0.80	79	75	72	79	75	72	78	74	72	69
1.00	83	78	76	82	78	75	81	78	75	72
1.25	86	82	79	85	81	79	83	80	78	75
1.50	88	84	82	87	84	81	85	82	80	77
2.00	90	86	84	89	86	83	86	84	82	78
2.50	91	88	86	90	87	85	87	85	83	79
3.00	92	90	87	91	88	87	88	86	85	80
4.00	94	92	90	92	90	89	89	88	87	81
5.00	95	93	92	93	92	90	90	89	88	82
ROOM INDEX	UF(total)									Direct
According to DIN EN 13032-2 2004			Suspended					SHRNOM = 1.25		

C Range: 0 - 360DEG
C Interval: 30.0DEG
Test Speed: HIGH
Temperature:25.3℃
Operators:DAMIN
Test Date:2023-8-1

Range: 0 - 180DEG
Interval: 1.0DEG
Test System:EVERFINE GO-SPEX500_V1 SYSTEM V2.00.461
Humidity:65.0%
Test Distance:3.160m [K=1.0000]
Remarks: LAMP:CMA1306-0000-000N0U0A30G Ra:90
LENS: PM-1084B 36R
DRIVER: 9290 028 088 250mA
30minutes warm-up

ISOCANDELA DIAGRAM

Test:U:220.13V I:0.0522A P:11.098W PF:0.9636 Freq:49.99Hz Lamp Flux:896.707x1 lm		
NAME: 2218.511-ACOT-97	TYPE:	WEIGHT:
SPEC.: 3000K	DIM.:	SERIAL No.: 2308010966
MFR.: RISE	SUR.: 0.001589625m2	Shielding Angle:




C Range: 0 - 360DEG
C Interval: 30.0DEG
Test Speed: HIGH
Temperature:25.3℃
Operators:DAMIN
Test Date:2023-8-1

Range: 0 - 180DEG
Interval: 1.0DEG
Test System:EVERFINE GO-SPEX500_V1 SYSTEM V2.00.461
Humidity:65.0%
Test Distance:3.160m [K=1.0000]
Remarks: LAMP:CMA1306-0000-000N0U0A30G Ra:90
LENS: PM-1084B 36R
DRIVER: 9290 028 088 250mA
30minutes warm-up

AAI Figure

Test:U:220.13V I:0.0522A P:11.098W PF:0.9636 Freq:49.99Hz Lamp Flux:896.707x1 lm		
NAME: 2218.511-ACOT-97	TYPE:	WEIGHT:
SPEC.: 3000K	DIM.:	SERIAL No.: 2308010966
MFR.: RISE	SUR.: 0.001589625m2	Shielding Angle:



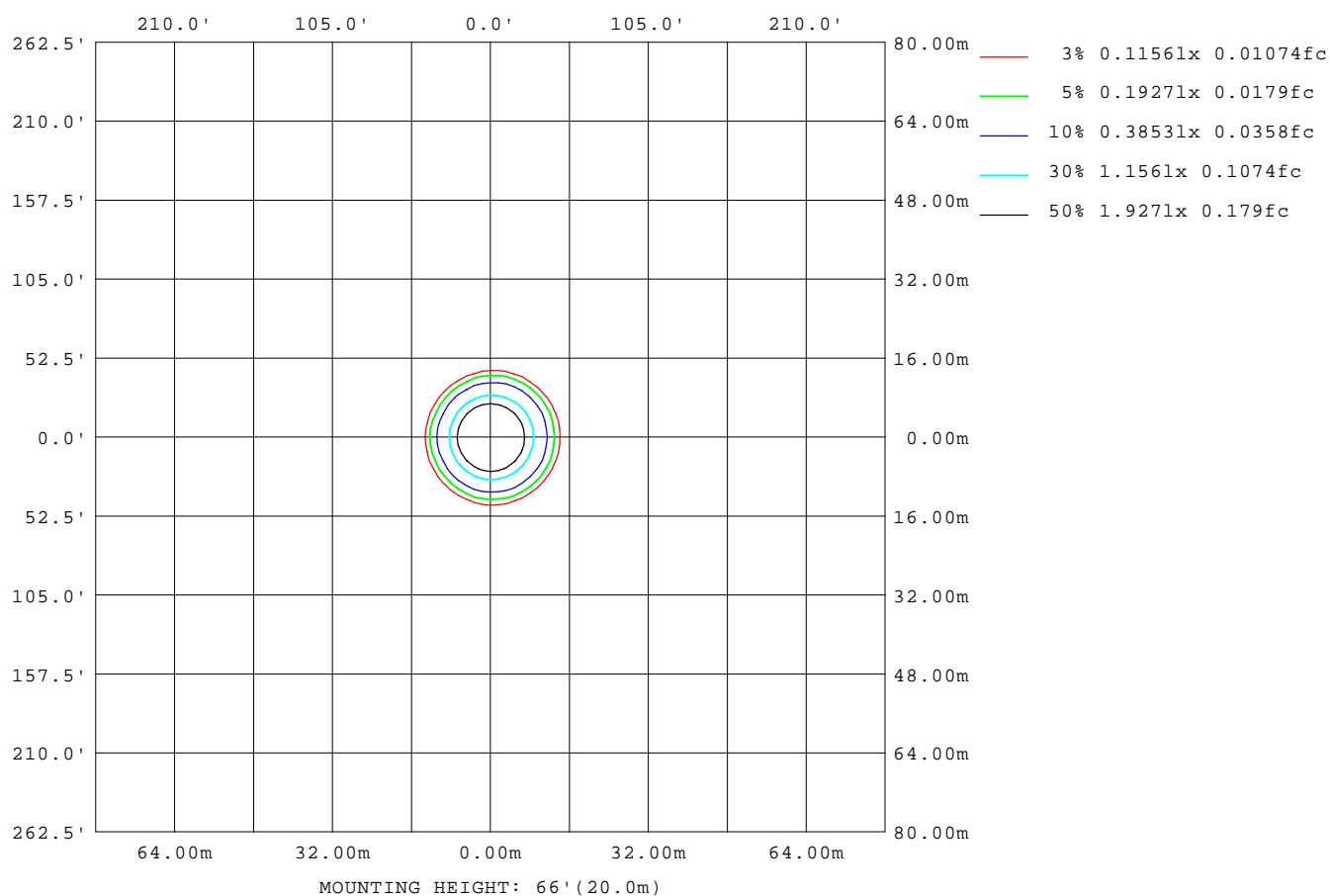
Note:The Curves indicate the illuminated area and the average illumination when the luminaire is at different distance.

C Range: 0 - 360DEG
C Interval: 30.0DEG
Test Speed: HIGH
Temperature:25.3℃
Operators:DAMIN
Test Date:2023-8-1

Range: 0 - 180DEG
Interval: 1.0DEG
Test System:EVERFINE GO-SPEX500_V1 SYSTEM V2.00.461
Humidity:65.0%
Test Distance:3.160m [K=1.0000]
Remarks: LAMP:CMA1306-0000-000N0U0A30G Ra:90
LENS: PM-1084B 36R
DRIVER: 9290 028 088 250mA
30minutes warm-up

ISOLUX DIAGRAM

Test:U:220.13V I:0.0522A P:11.098W PF:0.9636 Freq:49.99Hz Lamp Flux:896.707x1 lm		
NAME: 2218.511-ACOT-97	TYPE:	WEIGHT:
SPEC.: 3000K	DIM.:	SERIAL No.: 2308010966
MFR.: RISE	SUR.: 0.001589625m2	Shielding Angle:



C Range: 0 - 360DEG
C Interval: 30.0DEG
Test Speed: HIGH
Temperature:25.3℃
Operators:DAMIN
Test Date:2023-8-1

Range: 0 - 180DEG
Interval: 1.0DEG
Test System:EVERFINE GO-SPEX500_V1 SYSTEM V2.00.461
Humidity:65.0%
Test Distance:3.160m [K=1.0000]
Remarks: LAMP:CMA1306-0000-000N0U0A30G Ra:90
LENS: PM-1084B 36R
DRIVER: 9290 028 088 250mA
30minutes warm-up

LED Avg.L Report

Test:U:220.13V I:0.0522A P:11.098W PF:0.9636 Freq:49.99Hz Lamp Flux:896.707x1 lm		
NAME: 2218.511-ACOT-97	TYPE:	WEIGHT:
SPEC.: 3000K	DIM.:	SERIAL No.: 2308010966
MFR.: RISE	SUR.: 0.001589625m2	Shielding Angle:

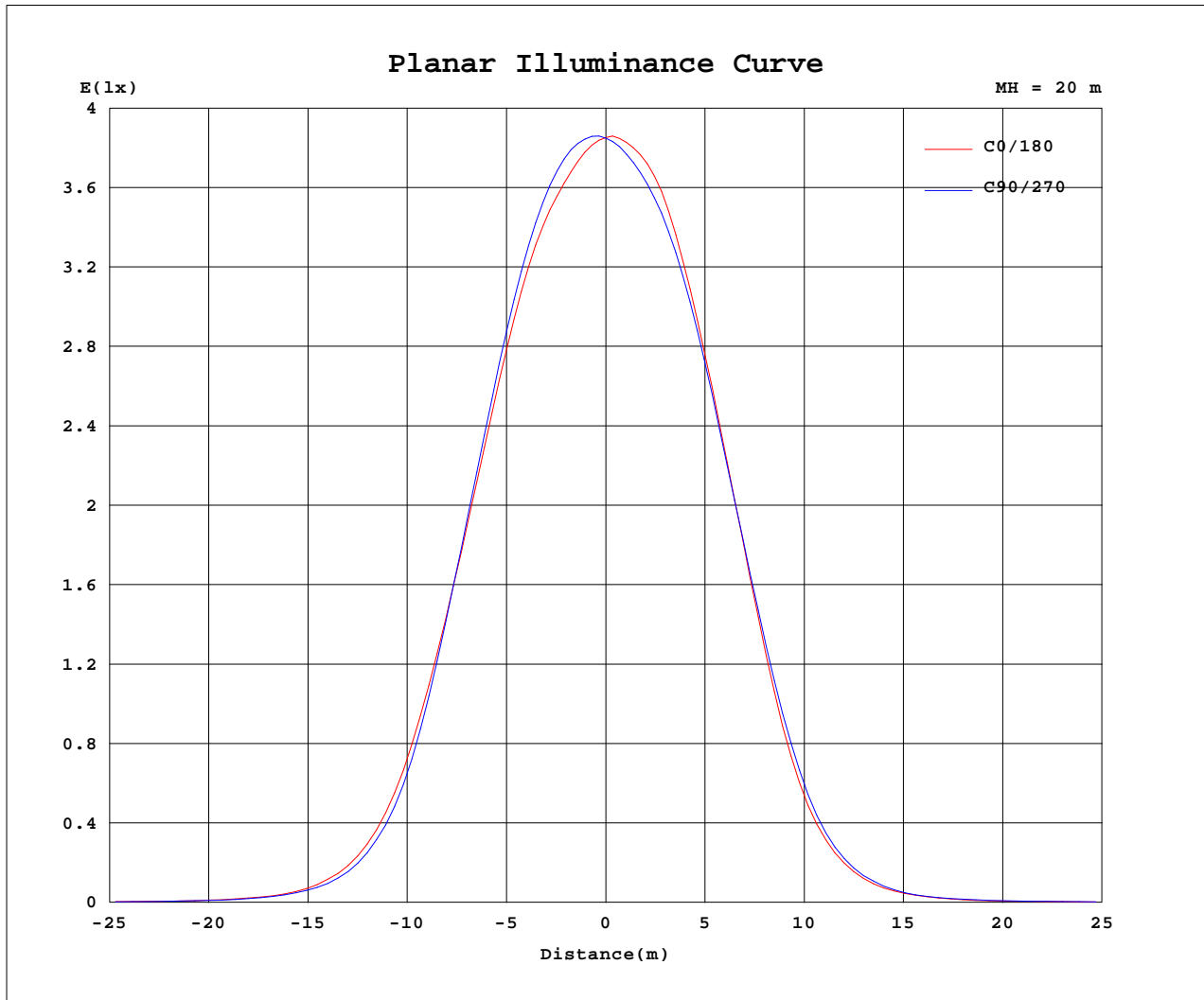
AvgL	cd/m2
L_0~180(65)av	5973
L_0~180(75)av	5698
L_0~180(85)av	2206
L_90~270(65)av	6004
L_90~270(75)av	5419
L_90~270(85)av	1702
L_45(65)av	6003
L_45(75)av	5676
L_45(85)av	1978

Standard: GB/T 29293-2012

C Range: 0 - 360DEG
C Interval: 30.0DEG
Test Speed: HIGH
Temperature:25.3℃
Operators:DAMIN
Test Date:2023-8-1

Range: 0 - 180DEG
Interval: 1.0DEG
Test System:EVERFINE GO-SPEX500_V1 SYSTEM V2.00.461
Humidity:65.0%
Test Distance:3.160m [K=1.0000]
Remarks: LAMP:CMA1306-0000-000N0U0A30G Ra:90
LENS: PM-1084B 36R
DRIVER: 9290 028 088 250mA
30minutes warm-up

Planar Illuminance Curve



C Range: 0 - 360DEG
 C Interval: 30.0DEG
 Test Speed: HIGH
 Temperature: 25.3 °C
 Operators: DAMIN
 Test Date: 2023-8-1

Range: 0 - 180DEG
 Interval: 1.0DEG
 Test System: EVERFINE GO-SPEX500_V1 SYSTEM V2.00.461
 Humidity: 65.0%
 Test Distance: 3.160m [K=1.0000]
 Remarks: LAMP: CMA1306-0000-000N0U0A30G Ra:90
 LENS: PM-1084B 36R
 DRIVER: 9290 028 088 250mA
 30minutes warm-up

LUMINOUS DISTRIBUTION INTENSITY DATA

Test:U:220.13V I:0.0522A P:11.098W PF:0.9636 Freq:49.99Hz Lamp Flux:896.707x1 lm		
NAME: 2218.511-ACOT-97	TYPE:	WEIGHT:
SPEC.: 3000K	DIM.:	SERIAL No.: 2308010966
MFR.: RISE	SUR.: 0.001589625m2	Shielding Angle:

Table--1

UNIT: cd

C(DEC) (DEC)	0	30	60	90	120	150	180	210	240	270	300	330						
0	1541	1541	1541	1541	1541	1541	1541	1541	1541	1541	1541	1541						
5	1489	1506	1523	1535	1534	1529	1523	1510	1500	1488	1480	1478						
10	1387	1410	1428	1435	1423	1411	1408	1393	1388	1372	1367	1373						
15	1167	1191	1210	1206	1181	1159	1151	1142	1149	1137	1152	1163						
20	851	864	868	861	823	795	788	780	792	799	824	849						
25	506	502	489	470	433	404	397	390	409	432	476	505						
30	226	227	209	196	171	156	155	147	154	173	207	224						
35	86.0	83.9	78.9	70.9	61.9	56.0	53.9	50.8	52.9	60.2	71.8	82.9						
40	31.2	31.8	30.3	28.4	25.1	22.7	21.3	20.5	21.3	23.0	26.5	29.7						
45	13.8	14.2	13.3	12.2	10.9	10.2	9.66	9.82	10.3	10.8	12.1	13.3						
50	8.35	8.59	8.27	7.70	7.13	6.80	6.65	6.71	6.91	7.20	7.60	8.01						
55	6.03	6.15	5.95	5.58	5.24	5.08	5.04	5.09	5.20	5.38	5.62	5.82						
60	4.86	4.99	4.93	4.69	4.46	4.33	4.30	4.37	4.45	4.52	4.63	4.74						
65	4.24	4.33	4.28	4.11	3.92	3.81	3.79	3.85	3.93	3.96	4.02	4.12						
70	3.64	3.67	3.53	3.23	3.13	3.01	2.99	3.04	3.15	3.28	3.43	3.55						
75	2.71	2.70	2.56	2.16	2.12	1.99	1.98	2.01	2.14	2.29	2.47	2.63						
80	1.62	1.61	1.47	1.19	1.08	0.96	0.94	0.96	1.07	1.23	1.41	1.56						
85	0.54	0.52	0.42	0.26	0.14	0.08	0.07	0.06	0.11	0.21	0.36	0.49						
90	0.00	0.00	0.00	0.00	0.00	0.00	0.00	0.00	0.00	0.00	0.00	0.00						
95	0.00	0.00	0.00	0.00	0.00	0.00	0.00	0.00	0.00	0.00	0.00	0.00						
100	0.00	0.00	0.00	0.00	0.00	0.00	0.00	0.00	0.00	0.00	0.00	0.00						
105	0.00	0.00	0.00	0.00	0.00	0.00	0.00	0.00	0.00	0.00	0.00	0.00						
110	0.00	0.00	0.00	0.00	0.00	0.00	0.00	0.00	0.00	0.00	0.00	0.00						
115	0.00	0.00	0.00	0.00	0.00	0.00	0.00	0.00	0.00	0.00	0.00	0.00						
120	0.00	0.00	0.00	0.00	0.00	0.00	0.00	0.00	0.00	0.00	0.00	0.00						
125	0.00	0.00	0.00	0.00	0.00	0.00	0.00	0.00	0.00	0.00	0.00	0.00						
130	0.00	0.00	0.00	0.00	0.00	0.00	0.00	0.00	0.00	0.00	0.00	0.00						
135	0.00	0.00	0.00	0.00	0.00	0.00	0.00	0.00	0.00	0.00	0.00	0.00						
140	0.00	0.00	0.00	0.00	0.00	0.00	0.00	0.00	0.00	0.00	0.00	0.00						
145	0.00	0.00	0.00	0.00	0.00	0.00	0.00	0.00	0.00	0.00	0.00	0.00						
150	0.00	0.00	0.00	0.00	0.00	0.00	0.00	0.00	0.00	0.00	0.00	0.00						
155	0.00	0.00	0.00	0.00	0.00	0.00	0.00	0.00	0.00	0.00	0.00	0.00						
160	0.00	0.00	0.00	0.00	0.00	0.00	0.00	0.00	0.00	0.00	0.00	0.00						
165	0.00	0.00	0.00	0.00	0.00	0.00	0.00	0.00	0.00	0.00	0.00	0.00						
170	0.00	0.00	0.00	0.00	0.00	0.00	0.00	0.00	0.00	0.00	0.00	0.00						
175	0.00	0.00	0.00	0.00	0.00	0.00	0.00	0.00	0.00	0.00	0.00	0.00						
180	0.00	0.00	0.00	0.00	0.00	0.00	0.00	0.00	0.00	0.00	0.00	0.00						

C Range: 0 - 360DEG
C Interval: 30.0DEG
Test Speed: HIGH
Temperature:25.3℃
Operators:DAMIN
Test Date:2023-8-1

Range: 0 - 180DEG
Interval: 1.0DEG
Test System:EVERFINE GO-SPEX500_V1 SYSTEM V2.00.461
Humidity:65.0%
Test Distance:3.160m [K=1.0000]
Remarks: LAMP:CMA1306-0000-000N0U0A30G Ra:90
LENS: PM-1084B 36R
DRIVER: 9290 028 088 250mA
30minutes warm-up